

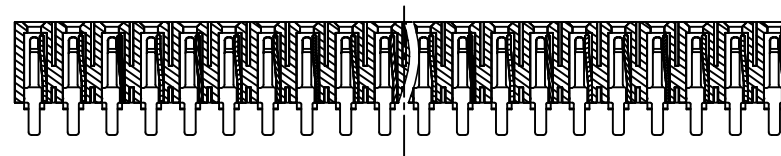
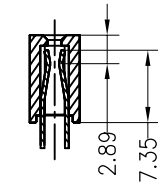
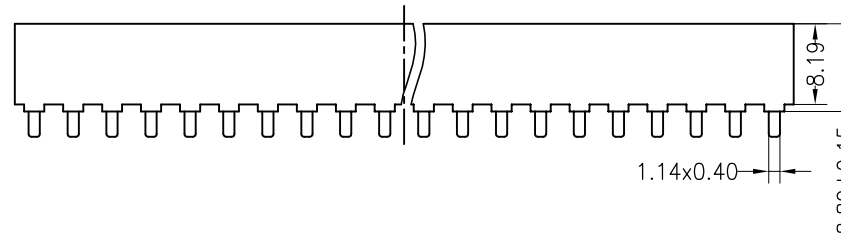
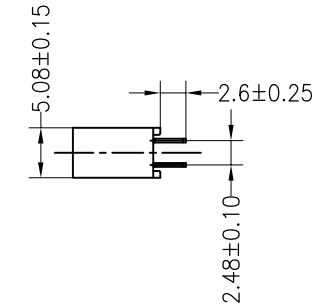
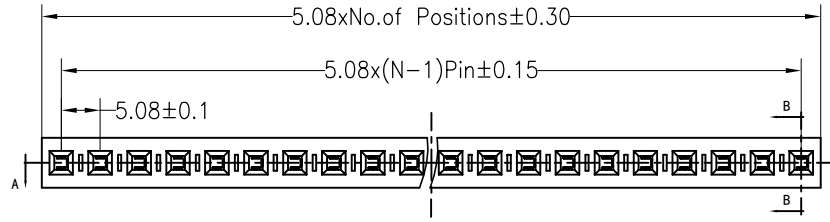
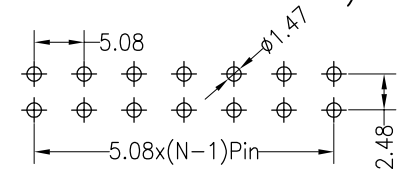
HSF RoHS

SPECIFICATIONS

Rated Current:7.0AMP
 Contact Resistance:20mΩ Max
 Withstand Voltage:1000V AC/DC
 Insulation Resistance:1000MΩ Min
 Operation Temperature:-40°C to +105°C

Contact Material:Brass
 Contact Plating:Au or Sn Over Ni
 Insulator Material:Polyester(UL94V-0)
 Standard: LCP
 Max.Processing Temp: 230°C for 30-60 seconds
 (260°C for 10 seconds)

Recommended P.C.B Layout(Top Side)
 (PCB BOARD TOLERANCE±0.05)



SEST IPN: A-A

Ordering Information

2189 01 XX F N XX S UX 01

No. of Pins Per Row
1*2~1*20

Insulator Material Option
 A=BK-PBT
 B=BK-PA66
 C=BK-PA6T
 D=BK-PA46
 E=BK-PA9T
 F=BK-LCP

Contact Plating
 G0:Gold Flash
 S0:Gold Flash/Tin
 SN:Tin
 SM:Matte-Tin

Packing
 O=PE Bag
 A=Tray
 T=Tube

OPERATION

X.X	±0.30
X.XX	±0.20
X.XXX	±0.10
Angle	±3°
DIM	TOL

DRAW
 YiyuSheng
 12.09.21
 CHECK
 APPROVE

SCALE
 FIT
 UNIT
 mm
 SIZE
 A4
 SHEET
 1/1
 PROJ.

JILN® 深圳市锦凌电子有限公司
 SHENZHEN JINLING ELECTRONIC CO.,LTD
 Tel: 86-755-2997-5806/5802 Fax: 86-755-2997-5992

PART NO. 218901XXFNXXSUX01
 TITLE: 5.08PF H8.89mm 1xNpin 180°

REV	DATE	MODIFICATION DESCRIPTION	CHANGE
A0	2012.09.21	NEW DRAWING	